

High frequency ignition unit ZT 900 735e/04/94

For oil and gas dual burners of small to medium rating. With plug-in ignition and power supply cables, designed to fit beneath the burner safety control box.

INTRODUCTION

The ZT 900 high frequency ignition transformer is suitable for use with oil, gas and dual fuel burners of small to medium rating.

CONSTRUCTIONAL FEATURES

A transistorised oscillator produces a high frequency voltage, which is then increased to 14 kV by a conventional iron-cored transformer. Despite the very compact dimensions of the ZT 900 ignition device, it has an outstanding performance in comparison to conventional stray field ignition transformers. The high frequency voltage produces a constant arc with high thermal energy and ideal ignition properties. The dimensions of the housing and fixing holes are such that it can be mounted underneath the burner control box wiring base.

The power supply for the ZT 900 is provided in the form of a 3 pin AMP type socket connection with a corresponding plug and cable supplied.

In order to meet all likely requirements, the ZT 900 is available in 2 versions:

- ZT 900 4.0 mm pin to suit standard ignition cable connectors, e.g. for pre-assembled "Teflon" H.T. cables.
- ZT 900 1.0 mm pin to suit 7.0 mm silicon H.T. cable in conjunction with the Honeywell clip.

INSTALLATION INSTRUCTIONS

The applicable regulations must be observed when mounting the device and carrying out the electrical connections. Particular attention must be given to method used to instal the H.T. cables. Avoid unnecessary lengths, sharp bends over hard edges, extremely high temperatures etc., any of which could give rise to reduced performance or possible problems.

For trouble-free operation, the correct spark gap at the ignition electrodes must be observed, supply voltage reductions and low ambient temperatures can give rise to problems if this is incorrect, see "Technical data" for recommended settings.

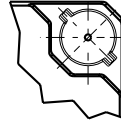
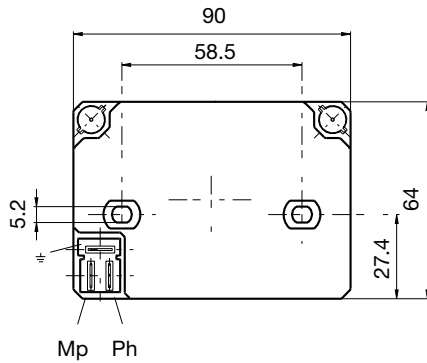
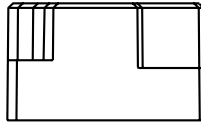

The positioning of the H.T. ignition cables with regard to TV and radio interference is also extremely important. The cables should be kept short, run as close together as possible and should not cross or be in contact with any other power cables or fittings.



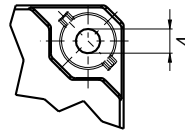
TECHNICAL DATA

Supply voltage	220 / 240 V (-15... +10%) 50 Hz (40 - 60 Hz)
Connections:	
Live / neutral / earth	3 AMP plug type terminals 6.30 x 0.8 mm
High tension	ø 4 mm pin or ø 1 mm pin
Primary current	0.4 A
Rating	Intermittent, 33 % E.D. in 3 minutes
Interference level	<N (VDE 0875)
Ignition voltage	2 x 7 kV
Secondary current	40 mA rms
Secondary frequency	20 kHz
Spark gap	2 - 3 mm
Ignition cable	plug-in type
Insulation standard	IP 40
Permissible ambient temperature	-10° C... +60° C
Mounting attitude	any
Weight	280 g

ZT 900 DIMENSIONS

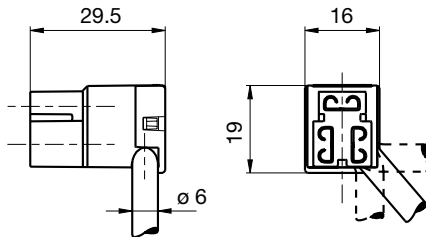


Version HF-pin \varnothing 1 mm

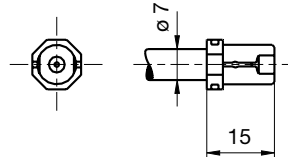


Version HF-pin \varnothing 4 mm

ZT 900 SUPPLY CORD PLUG DIMENSIONS



HIGH VOLTAGE CABLE CLIP DIMENSIONS



ORDERING INFORMATION

ITEM	DESIGNATION	ITEM NO.
Ignition Unit	ZT 900 pin \varnothing 1 mm	13101
or	ZT 900 pin \varnothing 4 mm	13104
Supply power cable	power cable ZT 900, 0.3 m	7283001
Ignition cable with clip, suitable for Item no. 13101	Silicon cable \varnothing 7 mm, 0.4 m	7274009
Clip separat to silicon cable	High Voltage Cable Clip	74993

The above ordering information refers to the standard version.
Special versions are also included in our product range.

Specifications subject to change without notice.

Combustion Controls EMEA - Local Honeywell Sales Offices

France

Honeywell SA
Parc Technologique de St. Aubin
Bâtiment Mercury – BP87
91193 Gif-Sur-Yvette Cedex
FRANCE

Phone: (33) 1 60 19 80 00
Fax: (33) 1 60 19 81 81

internet: www.honeywell.fr

Spain

Honeywell S.A.
Josefa Valcárcel, 24
28027 Madrid
SPAIN

Phone: (34) 9 13136100
Fax: (34) 9 13 13 61 27

internet: www.honeywell.es

Eastern Europe

Honeywell s.r.o.
Mlynske Nivy 73
PO Box 75
82007 Bratislava 27
SLOVAKIA

Phone: (421) 2 58247 400
Fax: (421) 2 58247 415

e-mail: info.slovakia@honeywell.com

United Kingdom

Honeywell Control Systems Ltd
Honeywell House, Arlington Business Park
Bracknell
Berkshire, RG12 1EB
UNITED KINGDOM

Switchboard +44 (0)1344 656000
Information Centre Tel +44 (0)1344 656235
Information Centre Fax +44 (0)1344 656240

Email: Uk.infocentre@honeywell.com
internet: www.honeywelluk.com

Germany, Austria, Switzerland

Honeywell GmbH
Kaiserleistrasse 39
63067 Offenbach
DEUTSCHLAND

Phone: (49) 6 980640
Fax: (49) 69 81 86 20

internet: www.honeywell.de

Benelux

Honeywell B.V.
Laarderhoogtweg 18
1101 EA Amsterdam Z.O.
THE NETHERLANDS

Phone: (31) 2 05656911
Fax: (31) 2 05 65 66 00

internet: www.honeywell.nl

Italy

Honeywell S.r.l.
Via P. Gobetti, 2/B
20063 Cernusco sul Naviglio (MI)
ITALY

Phone: 39 02 92146 1
Fax: 39 02 92146 888

internet: <http://www.honeywell.com/sites/it/>